



SWXXM10

530-550 Watt

MONO-FACIAL MODULE

Positive power tolerance of 0~+5W

IEC 61730 Product certified



Key Features



Multi Busbar Technology

Better light trapping and current collection to improve module power output and reliability.



PID RESISTANT

Eagle modules pass PID test, limited power degradation by PID test is guaranteed for mass production.



Durability Against

High salt mist and ammonia resistance.



Reduced Hot Spot

Optimized electrical design and lower operating current for reduced hot spot loss and better temperature coefficient.

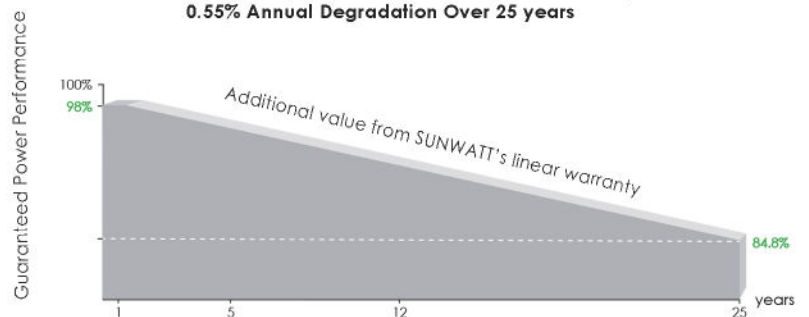


Enhanced Mechanical Load

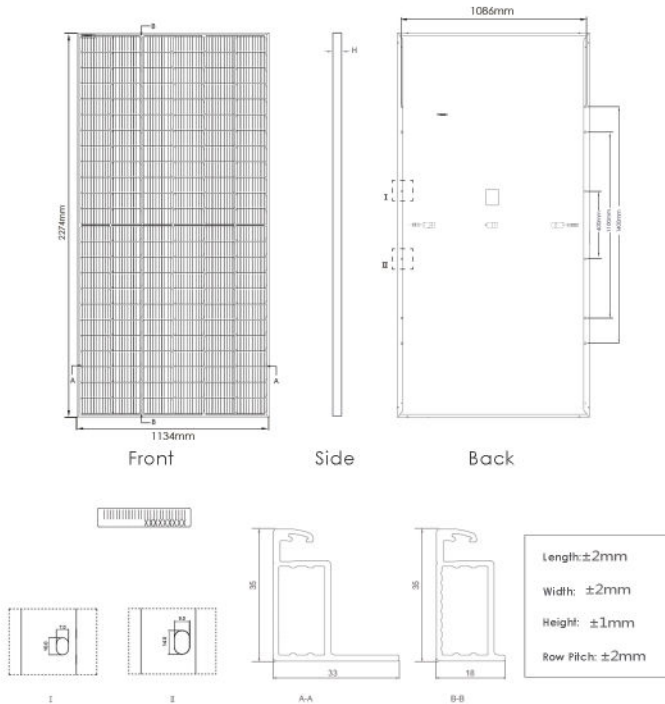
Certified to withstand: wind load (2400 Pascal) and snow load (5400 Pascal).

LINEAR PERFORMANCE WARRANTY

12 Year Product Warranty • 25 Year Linear Power Warranty
0.55% Annual Degradation Over 25 years



Engineering Drawings



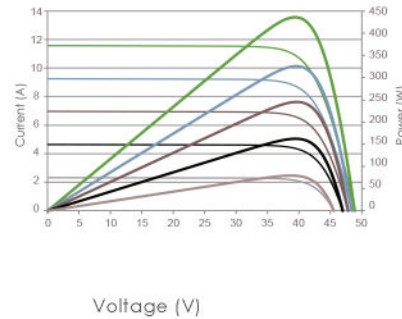
Packaging Configuration

(Two pallets=One stack)

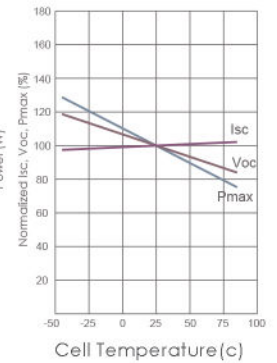
31pcs/pallets, 62pcs/stack, 620pcs/ 40'HQ Container

Electrical Performance & Temperature

Current-Voltage & Power-Voltage Curves (540W)



Temperature Dependence of Isc, Voc, Pmax



Mechanical Characteristics

Cell Type	P type Mono-crystalline
No. of cells	144 (6x24)
Dimensions	2274×1134×35mm (89.53×44.65×1.38 inch)
Weight	28 kg (61.73 lbs)
Front Glass	3.2mm, Anti-Reflection Coating High Transmission, Low Iron, Tempered Glass
Frame	Anodized Aluminium Alloy
Junction Box	IP68 Rated
Output Cables	TUV 1×4.0mm2 (+): 400mm, (-): 200mm or Customized Length

SPECIFICATIONS

Module Type	SW530M10		SW535M10		SW540M10		SW545M10		SW550M10	
	STC	NOCT	STC	NOCT	STC	NOCT	STC	NOCT	STC	NOCT
Maximum Power (Pmax)	530Wp	394Wp	535Wp	398Wp	540Wp	402Wp	545Wp	405Wp	550Wp	409Wp
Maximum Power Voltage (Vmp)	40.56V	37.84V	40.63V	37.91V	40.70V	38.08V	40.80V	38.25V	40.90V	38.42V
Maximum Power Current (Imp)	13.07A	10.42A	13.17A	10.50A	13.27A	10.55A	13.36A	10.60A	13.45A	10.65A
Open-circuit Voltage (Voc)	49.26V	46.50V	49.34V	46.57V	49.42V	46.65V	49.52V	46.74V	49.62V	46.84V
Short-circuit Current (Isc)	13.71A	11.07A	13.79A	11.14A	13.85A	11.19A	13.94A	11.26A	14.03A	11.33A
Module Efficiency STC (%)	20.55%		20.75%		20.94%		21.13%		21.33%	
Operating Temperature(°C)	-40°C~+85°C									
Maximum system voltage	1000/1500VDC (IEC)									
Maximum series fuse rating	25A									
Power tolerance	0~+5W									
Temperature coefficients of Pmax	-0.35%/°C									
Temperature coefficients of Voc	-0.28%/°C									
Temperature coefficients of Isc	0.048%/°C									
Nominal operating cell temperature (NOCT)	45±2°C									

STC: Irradiance 1000W/m2

Cell Temperature 25°C

AM=1.5

NOCT: Irradiance 800W/m2

Ambient Temperature 20°C

AM=1.5

Wind Speed 1m/s

* Power measurement tolerance: ±5W