


SWXXM12-78H

595-615 Watt

MONO-FACIAL MODULE

Positive power tolerance of 0~+3W

IEC 61730 Product certified



Key Features



SMBB Technology

Better light trapping and current collection to improve module power output and reliability.



PID Resistance

Excellent Anti-PID performance guarantee via optimized mass-production process and materials control.



Durability Against Extreme Environmental Conditions

High salt mist and ammonia resistance.



Hot 2.0 Technology

The N-type module with Hot 2.0 technology has better reliability and lower LID/LETID.

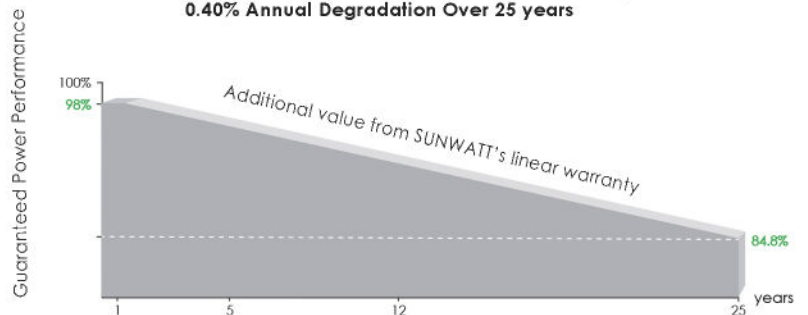


Enhanced Mechanical Load

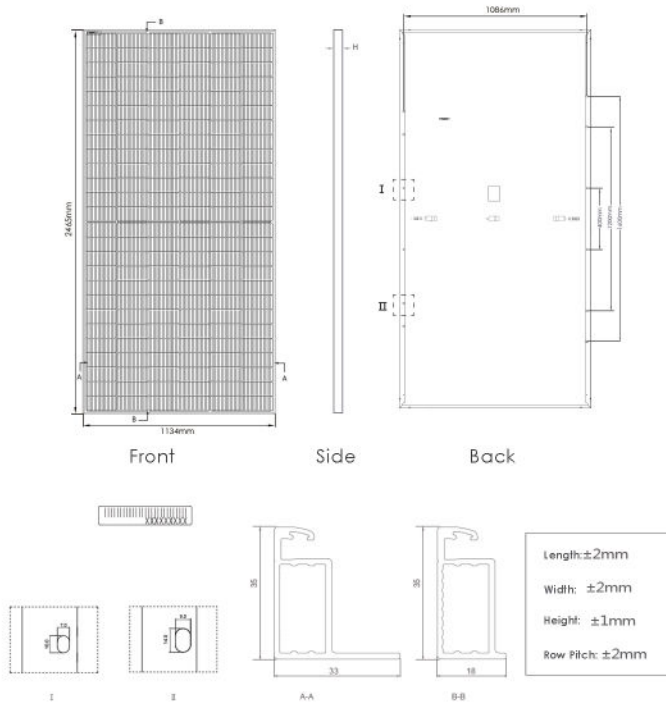
Certified to withstand: wind load (2400 Pascal) and snow load (5400 Pascal).

LINEAR PERFORMANCE WARRANTY

12 Year Product Warranty • 25 Year Linear Power Warranty
0.40% Annual Degradation Over 25 years



Engineering Drawings



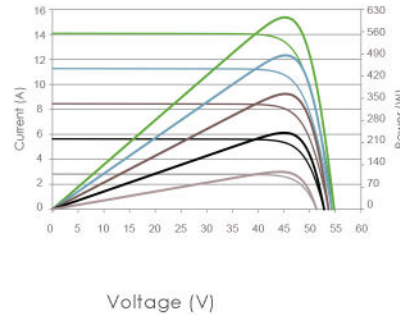
Packaging Configuration

(Two pallets=One stack)

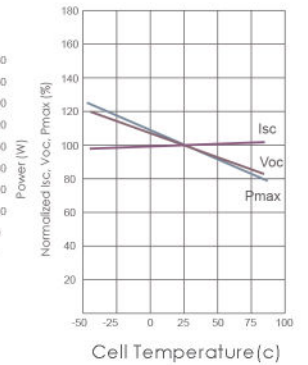
31pcs/pallets, 62pcs/stack, 496pcs/ 40'HQ Container

Electrical Performance & Temperature

Current-Voltage & Power-Voltage Curves (605W)



Temperature Dependence of Isc, Voc, Pmax



Mechanical Characteristics

Cell Type	N type Mono-crystalline
No. of cells	156 (2×78)
Dimensions	2465×1134×35mm (97.05×44.65×1.38 inch)
Weight	30.6 kg (67.46 lbs)
Front Glass	3.2mm, Anti-Reflection Coating High Transmission, Low Iron, Tempered Glass
Frame	Anodized Aluminium Alloy
Junction Box	IP68 Rated
Output Cables	TUV 1×4.0mm2 (+): 400mm, (-): 200mm or Customized Length

SPECIFICATIONS

Module Type	SW595M12-78H		SW600M12-78H		SW605M12-78H		SW610M12-78H		SW615M12-78H	
	STC	NOCT	STC	NOCT	STC	NOCT	STC	NOCT	STC	NOCT
Maximum Power (Pmax)	595Wp	447Wp	600Wp	451Wp	605Wp	455Wp	610Wp	459Wp	615Wp	462Wp
Maximum Power Voltage (Vmp)	45.29V	41.93V	45.39V	42.05V	45.49V	42.16V	45.59V	42.28V	45.69V	42.39V
Maximum Power Current (Imp)	13.14A	10.67A	13.22A	10.73A	13.30A	10.79A	13.38A	10.85A	13.46A	10.91A
Open-circuit Voltage (Voc)	54.80V	52.05V	54.95V	52.20V	55.10V	52.34V	55.25V	52.48V	55.40V	52.62V
Short-circuit Current (Isc)	13.90A	11.22A	13.97A	11.28A	14.04A	11.34A	14.11A	11.39A	14.18A	11.45A
Module Efficiency STC (%)	21.29%		21.46%		21.64%		21.82%		22.00%	
Operating Temperature(°C)	-40°C~+85°C									
Maximum system voltage	1000/1500VDC (IEC)									
Maximum series fuse rating	25A									
Power tolerance	0~+3W									
Temperature coefficients of Pmax	-0.30%/°C									
Temperature coefficients of Voc	-0.25%/°C									
Temperature coefficients of Isc	0.046%/°C									
Nominal operating cell temperature (NOCT)	45±2°C									

STC: Irradiance 1000W/m2

Cell Temperature 25°C

AM=1.5

NOCT: Irradiance 800W/m2

Ambient Temperature 20°C

AM=1.5

Wind Speed 1m/s

* Power measurement tolerance: ±5W